

COVID-19 UPDATE

DATA ASSEMBLED BY KAVOD SENIOR LIFE

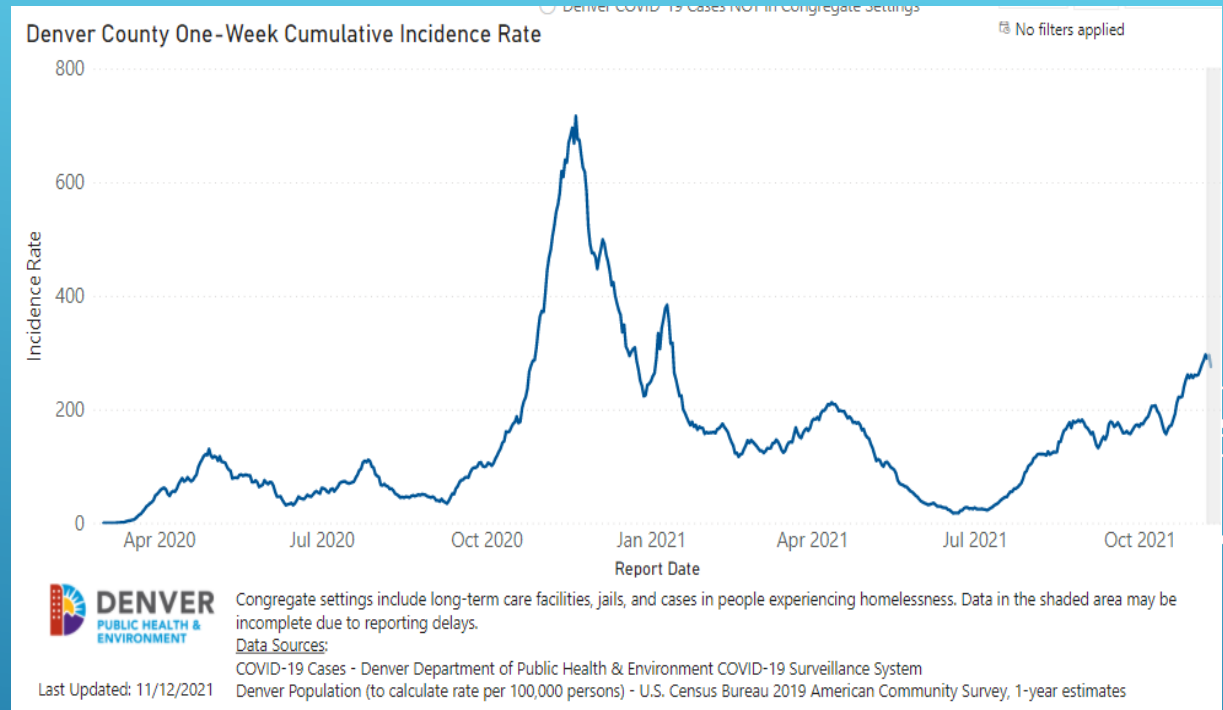
November 18, 2021

- *Sources cited throughout presentation*

CURRENT COVID-19 RISK IN DENVER COUNTY

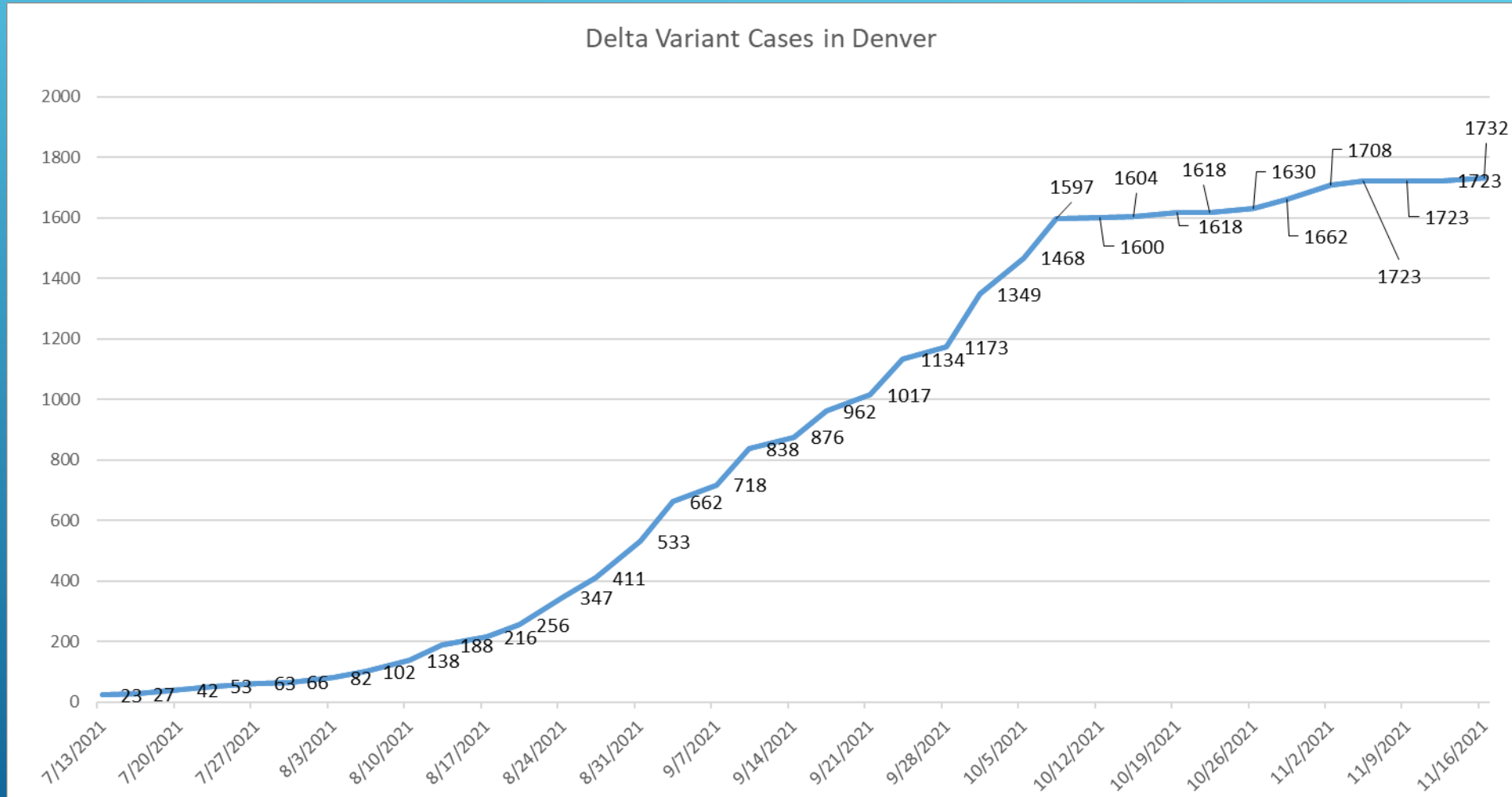
One Week Cumulative Incidence

- Equivalent to 275.6 (as of 11/10/21) cases per 100,000 people

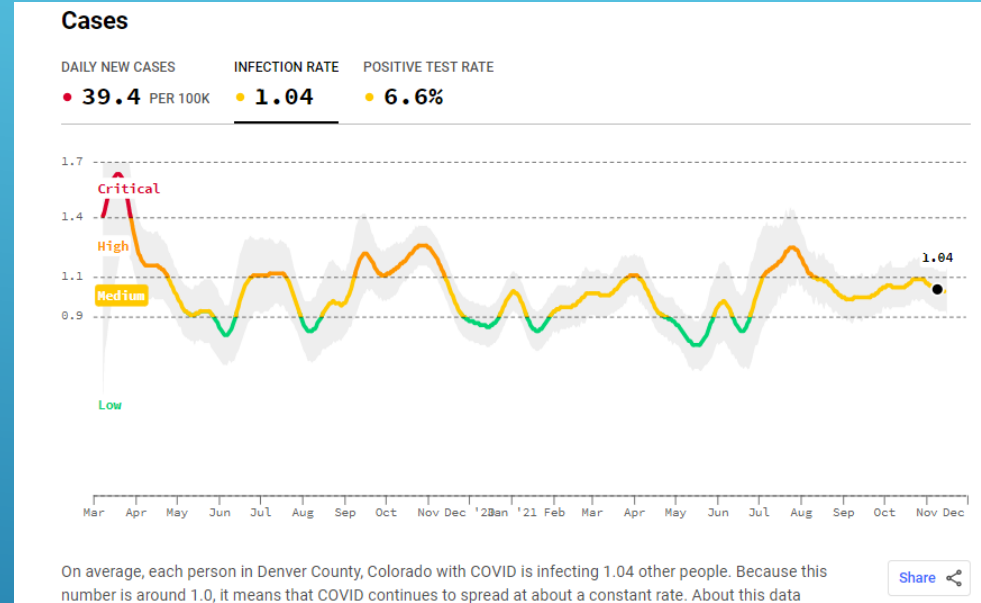
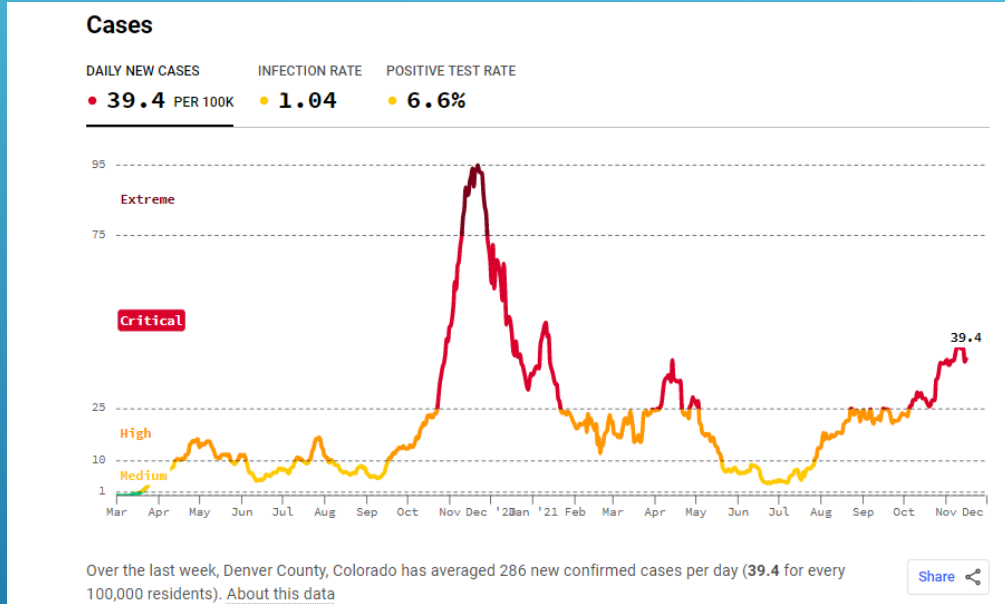


.DDPHE accessed 11/18/21

CURRENT DELTA VARIANT IN DENVER COUNTY



DENVER COUNTY *5 STAR VARIANCE APPROVED



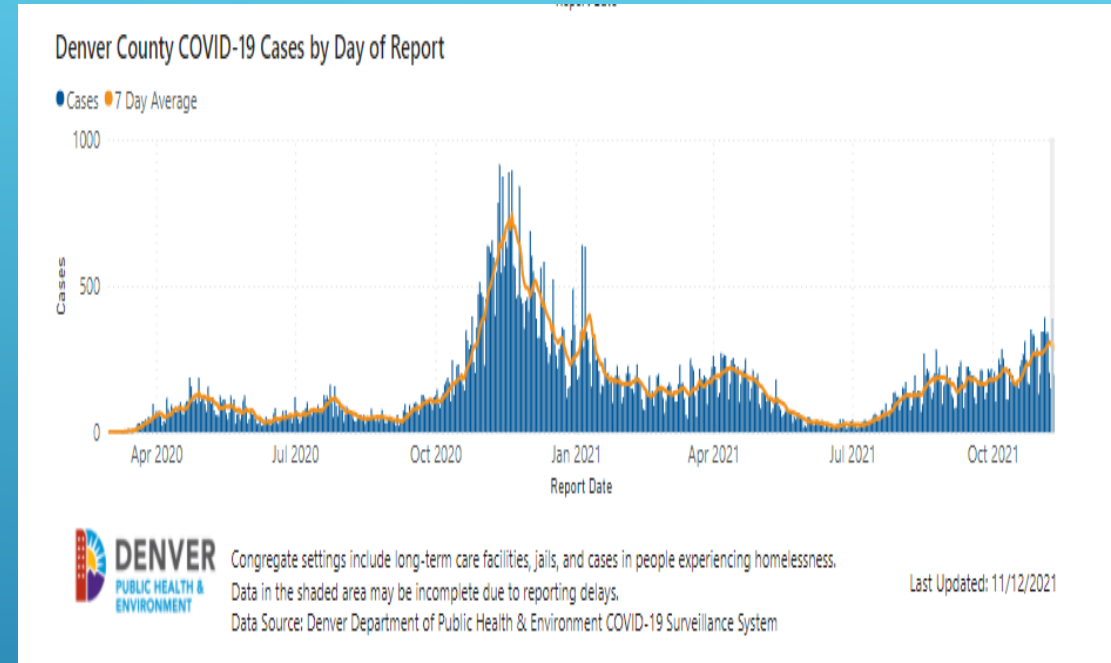
Over the last week, Denver County, Colorado has averaged 286 new confirmed cases per day (39.4 for every 100,000 residents).

Ref: CovidActNow

WHAT IS TRENDING?

Increase in cases in the past week

- ▶ **796,412** cases in Colorado
(up 21,415 in the past week)
- ▶ **97,818** cases in Denver
- ▶ **2,151** cases in past 7 days
(12.34% of state total)



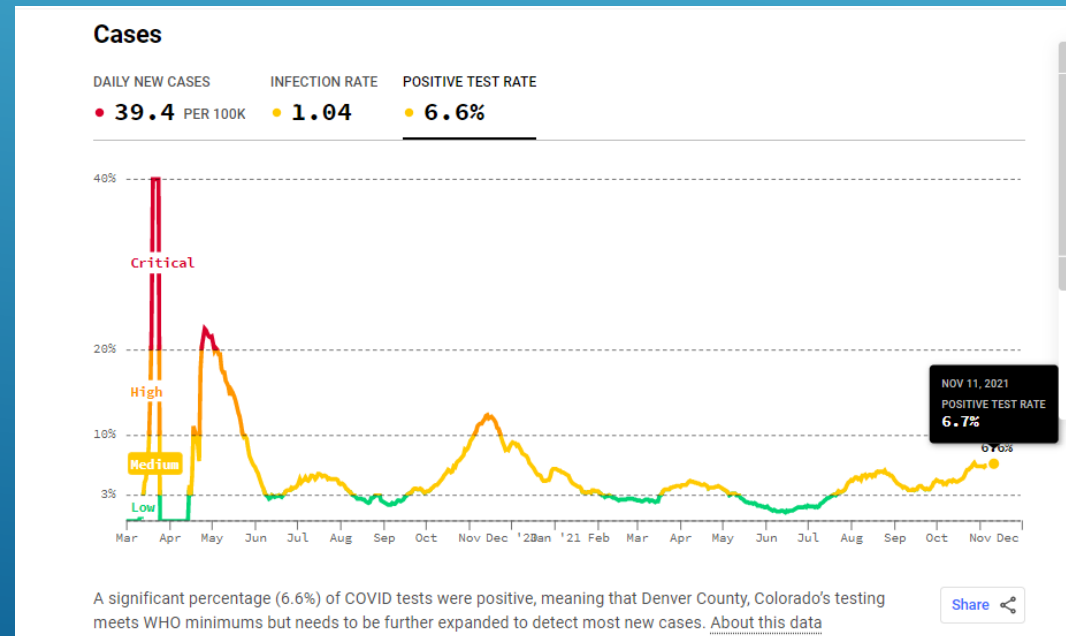
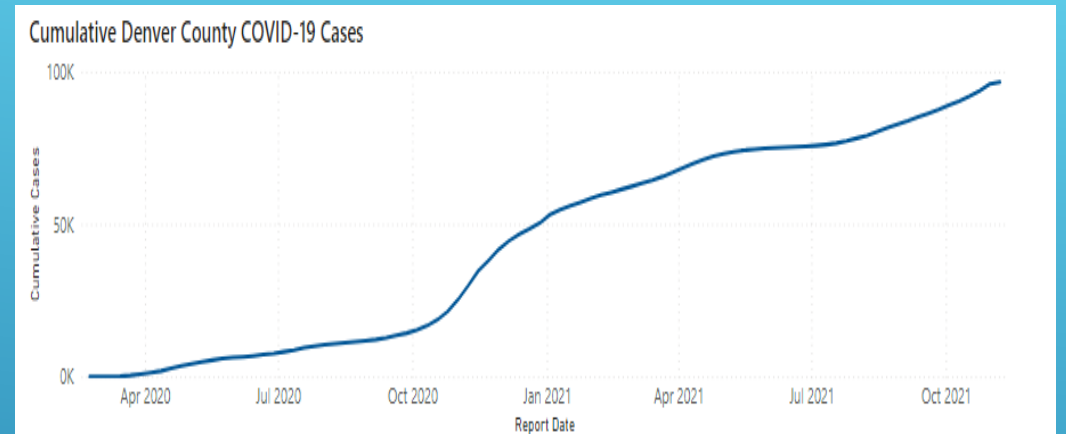
Graph from DDPHE accessed as of 11/18/21

COVID-19 DIAL DASHBOARD

Denver County:

- a) One-Week Incidence –15.9%
- b) One-week positivity rate – 6.6%
- c) 16.1% moving average hospital admit

Cases are increasing



OUTBREAK DATA

▶ **Total: 6,756 total outbreaks**

▶ **Active: 724 active outbreaks**
(38 active in Denver County)

▶ Brookdale Parkplace

▶ Harvard Square Retirement Community

▶ South Valley Post Acute Rehabilitation

▶ St. Paul Health Center

▶ Suites at Clermont Park Care Center

▶ Sunrise at Cherry Creek

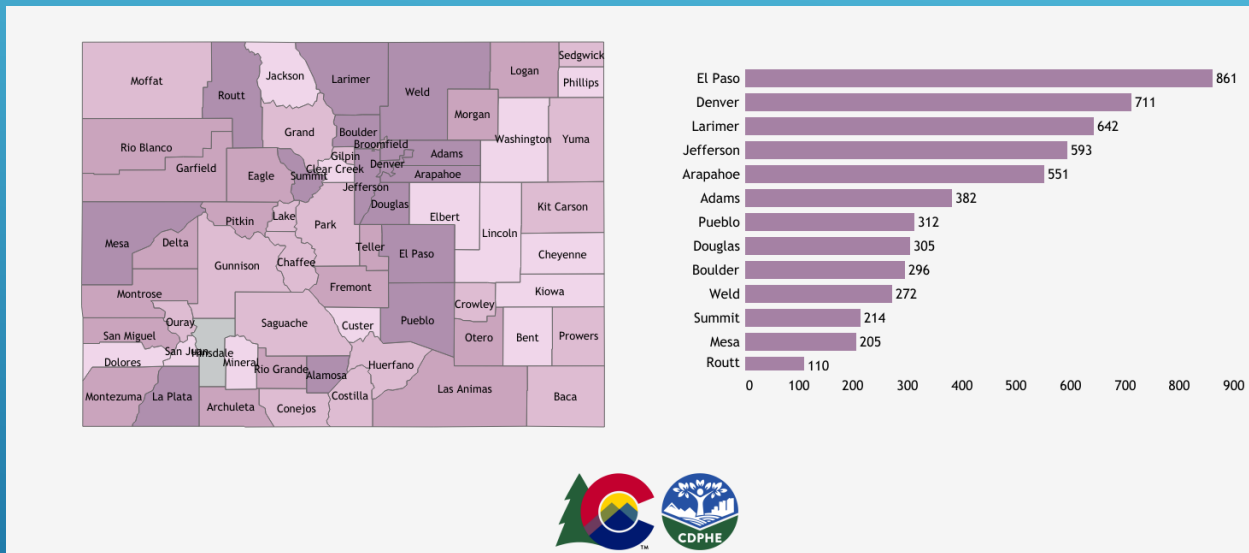
▶ Sunrise at Pinehurst

▶ The Barth Hotel Assisted Living

▶ The Carillon at Belleview Station

▶ The Courtyards at Mountain View

▶ The Courtyards at Mountain View



11% Active, 89% Resolved

107,505 cases/2905 deaths associated with outbreaks.

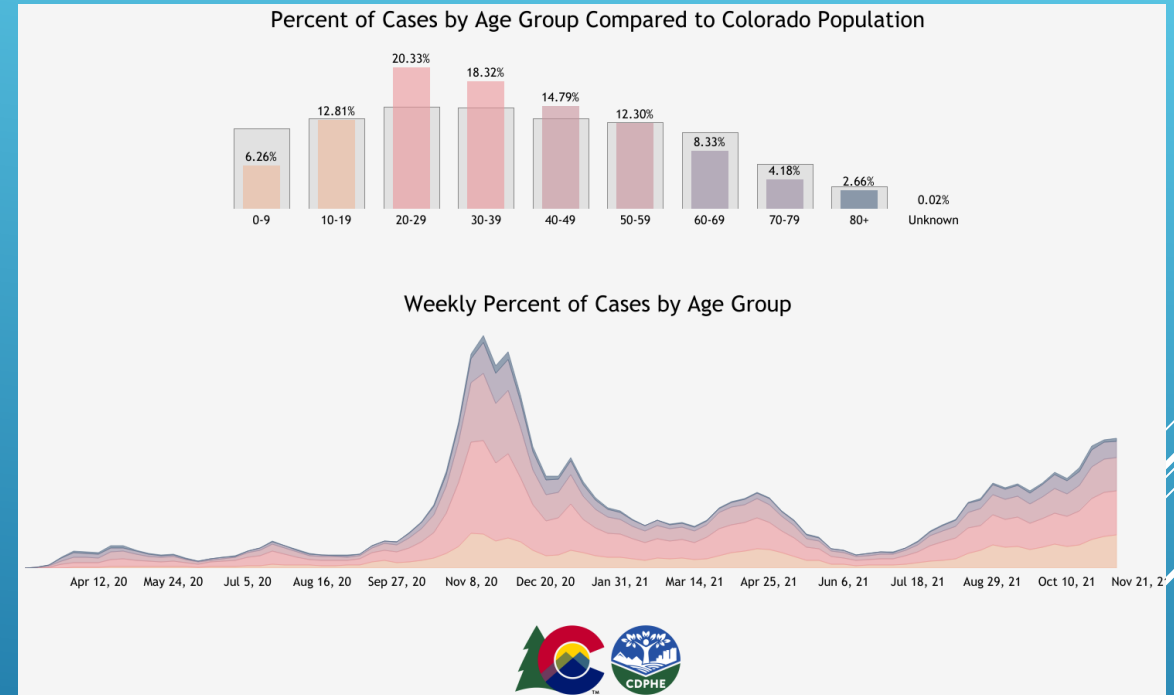
DEMOGRAPHICS

DEATHS:

- ▶ 9,027 total deaths
- ▶ 977 in Denver County

CASES THIS WEEK:

- ▶ 2.11% all cases age 80+
- ▶ 12.61% all cases age 60-79
- ▶ 25.67% all cases age 40-59
- ▶ 34.43% all cases age 20-39
- ▶ 25.45% all cases age 0-19

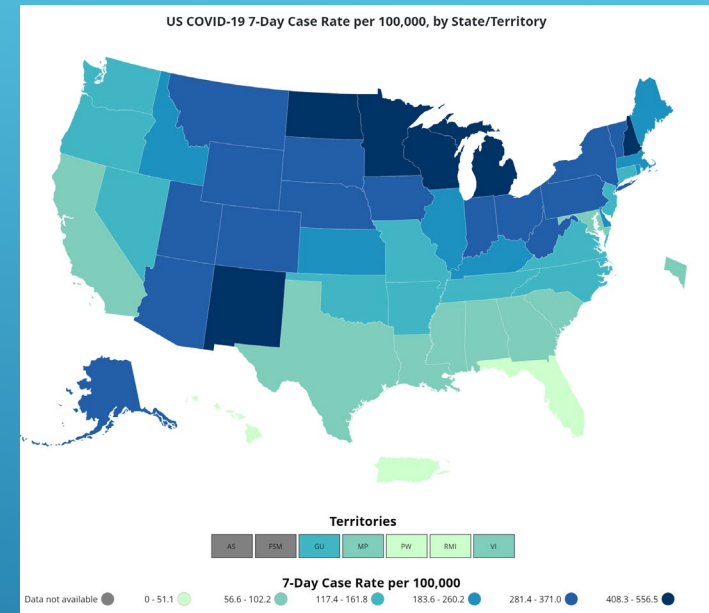


NATIONAL CONCERNS

- ▶ **47,390,239 total cases**
- ▶ **766,206 deaths**

- ▶ **Ave: 1,088 per day**
(decrease of 13% from two weeks ago)

- ▶ Case counts are starting to rise, fueled largely by deteriorating conditions in the Upper Midwest and persistently high infection rates in the West.
- ▶ Michigan and Minnesota lead the country in recent cases per capita. Both those states avoided the worst of the summer surge but have seen average daily caseloads increase by more than 60 percent in the last two weeks.
- ▶ Case rates remain low in much of the Northeast, where vaccination rates tend to be high. But case numbers are high in Vermont, and are starting to rise in Rhode Island and Maine.
- ▶ Nearly three out of five Americans are fully vaccinated. The country is administering about 1.4 million new doses a day, a number that grew after booster shots and vaccines for younger children were authorized..



Reference: CDC and New York Times

United States:

- 558,460,315 total doses distributed
- 444,789,186 total doses administered
- 228,175,638 people have received one or more doses (68.7% total population)
- 195,612,365 people fully vaccinated. (58.9% total population)
- 31,464,669 people received booster shot (16.1%)

State of Colorado:

- 1,797 total vaccine providers
- 3,989,402 people immunized with one dose. (80.49% of eligible population)
- 3,610,902 people immunized with two doses. (72.85% of eligible population)
- 8,323,575 total doses administered
- 781,380 booster administered

Denver County:

- Denver Residents One dose 541,325 (88.3% of population 12 and older)
- Denver Residents Completed Vaccinations 494,425 (80.2% of population 12 and older)
- Denver Residents Receiving Booster dose: 106,609

OPERATION WARP SPEED